

CONTUL DE EXECUTIE A BUGETULUI LOCAL- VENITURI

la data de 31.12.2015

Cod 20

-lei-

Denumirea indicatorilor	Cod indicator	Prevederi bugetare		Drepturi constatate			Incasari realizate	Stingeri pe alte cai decat incasari	Drepturi constatate de incasat
		initiale	definitive	Total,din care:	din anii precedenti	din anul curent			
VENITURI -TOTAL(cod 00.02+00.15+00.16+00.17+45.02)	000102	287,744,000	367,106,000	382,733,640	85,353,998	297,379,642	296,548,150	217,527	85,967,963
I. VENITURI CURENTE (cod 00.03+00.12)	0002	241,993,310	322,286,310	343,709,474	82,736,231	260,973,243	271,653,720	217,527	71,836,227
A. VENITURI FISCALE (cod 00.04+06.02+00.09+00.10+00.11)	0003	223,344,310	291,067,310	304,474,676	66,479,200	237,995,476	251,166,474	203,010	53,105,192
A1. IMPOZIT PE VENIT, PROFIT SI CASTIGURI DIN CAPITAL (cod 00.05+00.06+00.07)	0004	72,823,000	84,794,320	81,990,629		81,990,629	81,983,234	7,395	
A1.1. IMPOZIT PE VENIT, PROFIT SI CASTIGURI DIN CAPITAL DE LA PERSOANE JURIDICE (cod 01.02)	0005	966,000	1,490,000	1,497,344		1,497,344	1,489,949	7,395	
Impozit pe profit (cod 01.02.01)	0102	966,000	1,490,000	1,497,344		1,497,344	1,489,949	7,395	
Impozit pe profit de la agentii economici	010201	966,000	1,490,000	1,497,344		1,497,344	1,489,949	7,395	
A1.2. IMPOZIT PE VENIT, PROFIT SI CASTIGURI DIN CAPITAL DE LA PERSOANE FIZICE(cod 03.02+04.02)	0006	71,857,000	83,304,320	80,493,285		80,493,285	80,493,285		
Impozit pe venit (cod 03.02.17+ 03.02.18)	0302	1,833,000	1,931,000	1,930,299		1,930,299	1,930,299		
Impozit pe onorariul avocatilor si notarilor publici	030217		1,931,000						
Impozitul pe veniturile din transferul proprietatilor imobiliare din patrimoniul personal	030218	1,833,000		1,930,299		1,930,299	1,930,299		
Cote si sume defalcate din impozitul pe venit (cod 04.02.01+04.02.04)	0402	70,024,000	81,373,320	78,562,986		78,562,986	78,562,986		
Cote defalcate din impozitul pe venit	040201	70,024,000	81,236,000	78,430,501		78,430,501	78,430,501		
Sume alocate din cotele defalcate din impozitul pe venit pentru echilibrarea bugetelor locale	040204		137,320	132,485		132,485	132,485		
A3. IMPOZITE SI TAXE PE PROPRIETATE (cod 07.02)	0009	34,862,000	58,675,000	73,989,740	54,557,145	19,432,595	32,361,514	109,939	41,518,287
Impozite si taxe pe proprietate (07.02.01la 07.02.03+07.02.50)	0702	34,862,000	58,675,000	73,989,740	54,557,145	19,432,595	32,361,514	109,939	41,518,287
Impozit si taxa pe cladiri (cod 07.02.01.01+07.02.01.02)	070201	31,018,000	53,299,000	67,367,071	51,888,272	15,478,799	28,464,723	82,445	38,819,903

A	B	1	2	3=4+5	4	5	6	7	8=3-6-7
Impozit pe cladiri de la persoane fizice	07020101	8,553,610	12,053,610	12,622,519	3,887,510	8,735,009	9,092,033	37,682	3,492,804
Impozit si taxa pe cladiri de la persoane juridice	07020102	22,464,390	41,245,390	54,744,552	48,000,762	6,743,790	19,372,690	44,763	35,327,099
Impozit si taxa pe teren (cod 07.02.02.01 la 07.02.02.03)	070202	2,882,000	4,412,000	5,308,030	2,449,722	2,858,308	2,981,058	27,493	2,299,479
Impozit pe terenuri de la persoane fizice	07020201	973,170	1,573,170	1,548,618	503,960	1,044,658	1,057,100	6,320	485,198
Impozit si taxa pe teren de la persoane juridice	07020202	1,810,310	2,710,310	3,597,092	1,896,842	1,700,250	1,822,730	20,802	1,753,560
Impozitul pe terenul extravilan*)+Restante ani anteriori din impozitul pe terenul agricol-	07020203	98,520	128,520	162,320	48,920	113,400	101,228	371	60,721
Taxe judiciare de timbru si alte taxe de timbru	070203	961,000	961,000	1,296,040	202,342	1,093,698	912,658		383,382
Alte impozite si taxe pe proprietate	070250	1,000	3,000	18,599	16,809	1,790	3,075	1	15,523
A4.IMPOZITE SI TAXE PE BUNURI SI SERVICII (cod 11.02+12.02+15.02+16.02)	0010	115,245,310	147,183,990	148,124,922	11,918,205	136,206,717	136,453,508	85,673	11,585,741
Sume defalcate din TVA (cod 11.02.01+11.02.02+11.02.05+11.02.06+11.02.09)	1102	104,044,310	124,768,990	124,476,122		124,476,122	124,476,122		
Sume defalcate din taxa pe valoarea adaugata pentru finantarea cheltuielilor descentralizate la nivelul comunelor, oraselor, municipiilor, sectoarelor si Municipiului Bucuresti	110202	103,230,000	123,936,000	123,643,132		123,643,132	123,643,132		
Sume defalcate din taxa pe valoarea adaugata pentru echilibrarea bugetelor locale	110206	814,310	832,990	832,990		832,990	832,990		
Alte impozite si taxe generale pe bunuri si servicii (cod 12.02.07)	1202	109,000	137,000	211,894	70,881	141,013	138,272	5,220	68,402
Taxe hoteliere	120207	109,000	137,000	211,894	70,881	141,013	138,272	5,220	68,402
Taxe pe servicii specifice (cod 15.02.01+15.02.50)	1502	82,000	97,000	558,271	283,425	274,846	95,565	5	462,701
Impozit pe spectacole	150201	79,000	89,000	102,825	27,976	74,849	88,040	4	14,781
Alte taxe pe servicii specifice	150250	3,000	8,000	455,446	255,449	199,997	7,525	1	447,920
Taxe pe utilizarea bunurilor, autorizarea utilizarii bunurilor sau pe desfasurarea de activitati (cod 16.02.02+16.02.03+16.02.50)	1602	11,010,000	22,181,000	22,878,635	11,563,899	11,314,736	11,743,549	80,448	11,054,638
Impozit pe mijloacele de transport (cod 16.02.02.01+16.02.02.02)	160202	9,134,000	20,234,000	20,918,430	11,367,899	9,550,531	9,989,701	67,164	10,861,565
Impozit pe mijloacele de transport detinute de persoane fizice	16020201	5,200,210	9,400,210	11,055,438	5,051,135	6,004,303	5,911,961	20,987	5,122,490
Impozit pe mijloacele de transport detinute de persoane juridice	16020202	3,933,790	10,833,790	9,862,992	6,316,764	3,546,228	4,077,740	46,177	5,739,075
Taxe si tarife pentru eliberarea de licente si autorizatii de functionare	160203	668,000	668,000	460,879		460,879	460,879		
Alte taxe pe utilizarea bunurilor, autorizarea utilizarii bunurilor sau pe desfasurarea de activitati	160250	1,208,000	1,279,000	1,499,326	196,000	1,303,326	1,292,969	13,284	193,073
A6. ALTE IMPOZITE SI TAXE FISCALE (cod 18.02)	0011	414,000	414,000	369,385	3,850	365,535	368,218	3	1,164

A	B	1	2	3=4+5	4	5	6	7	8=3-6-7
Alte impozite si taxe fiscale (cod 18.02.50)	1802	414,000	414,000	369,385	3,850	365,535	368,218	3	1,164
Alte impozite si taxe	180250	414,000	414,000	369,385	3,850	365,535	368,218	3	1,164
C. VENITURI NEFISCALE (cod 00.13+00.14)	0012	18,649,000	31,219,000	39,234,798	16,257,031	22,977,767	20,487,246	14,517	18,733,035
C1. VENITURI DIN PROPRIETATE (cod 30.02+31.02)	0013	8,880,000	10,902,000	16,269,823	5,736,171	10,533,652	10,296,593	11,762	5,961,468
Venituri din proprietate (cod 30.02.01+30.02.05+30.02.08+30.02.50)	3002	8,880,000	10,902,000	16,269,823	5,736,171	10,533,652	10,296,593	11,762	5,961,468
Varsaminte din profitul net al regiilor autonome	300201	241,000	401,000	400,000		400,000	400,000		
Venituri din concesiuni si inchirieri (cod 30.02.05.30)	300205	8,625,000	10,450,000	15,819,295	5,736,171	10,083,124	9,846,065	11,762	5,961,468
Alte venituri din concesiuni si inchirieri de catre institutiile publice	30020530	8,625,000	10,450,000	15,819,295	5,736,171	10,083,124	9,846,065	11,762	5,961,468
Venituri din dividende (cod 30.02.08.02+30.02.08.03)	300208	14,000	51,000	50,528		50,528	50,528		
Venituri din dividende de la alti platitori	30020802	14,000	51,000	50,528		50,528	50,528		
C2. VANZARI DE BUNURI SI SERVICII (cod 33.02+34.02+35.02+36.02+37.02)	0014	9,769,000	20,317,000	22,964,975	10,520,860	12,444,115	10,190,653	2,755	12,771,567
Venituri din prestari de servicii si alte activitati (cod 33.02.08+33.02.10+33.02.12+33.02.24+33.02.27+33.02.28+33.02.50)	3302	3,087,000	3,301,000	4,099,547	997,133	3,102,414	2,653,342		1,446,205
Venituri din prestari de servicii	330208	1,584,000	1,764,000	1,752,840		1,752,840	1,752,840		
Contributia parintilor sau sustinatorilor legali pentru intretinerea copiilor in crese	330210	334,000	334,000	344,001		344,001	344,001		
Contributia persoanelor beneficiare ale cantinelor de ajutor social	330212	28,000	28,000	28,175		28,175	28,175		
Contributia lunara a parintilor pentru intretinerea copiilor in unitatile de protectie sociala	330227	4,000	4,000	1,733		1,733	1,733		
Venituri din recuperarea cheltuielilor de judecata, imputatii si despagubiri	330228	36,000	70,000	1,059,833	997,133	62,700	94,650		965,183
Alte venituri din prestari de servicii si alte activitati	330250	1,101,000	1,101,000	912,965		912,965	431,943		481,022
Venituri din taxe administrative, eliberari permise (cod 34.02.02+34.02.50)	3402	1,291,000	1,291,000	1,324,426		1,324,426	1,324,426		
Taxe extrajudiciare de timbru	340202	1,291,000	1,291,000	1,324,426		1,324,426	1,324,426		
Amenzi, penalitati si confiscari (cod 35.02.01 la 35.02.03+35.02.50)	3502	4,116,000	14,116,000	15,556,372	9,119,783	6,436,589	4,623,398	2,573	10,930,401
Venituri din amenzi si alte sanctiuni aplicate potrivit dispozitiilor legale (cod 35.02.01.02)	350201	4,115,000	14,115,000	15,555,120	9,119,087	6,436,033	4,622,361	2,573	10,930,186
Venituri din amenzi si alte sanctiuni aplicate de catre alte institutii de specialitate	35020102	4,115,000	14,115,000	15,555,120	9,119,087	6,436,033	4,622,361	2,573	10,930,186
Penalitati pentru nedepunerea sau depunerea cu intarziere	350202			646	696	-50	431		215

A	B	1	2	3=4+5	4	5	6	7	8=3-6-7
declaratiei de impozite si taxe									
Incasari din valorificarea bunurilor confiscate, abandonate si alte sume constatate odata cu confiscarea potrivit legii	350203	1,000	1,000	572		572	572		
Alte amenzi, penalitati si confiscari	350250			34		34	34		
Diverse venituri (cod 36.02.01+36.02.05+36.02.06+36.02.07+36.02.11+36.02.14+36.02.22+36.02.23+36.02.31+36.02.50)	3602	1,261,000	1,346,000	1,721,728	403,944	1,317,784	1,326,585	182	394,961
Taxe speciale	360206	25,000	25,000	65,801	67,473	-1,672	22,429	144	43,228
Varsaminte din amortizarea mijloacelor fixe	360207	191,000	191,000	162,078		162,078	162,078		
Alte venituri	360250	1,045,000	1,130,000	1,493,849	336,471	1,157,378	1,142,078	38	351,733
Transferuri voluntare, altele decat subventiile (cod 37.02.01+37.02.03 la 37.02.05+37.02.50)	3702	14,000	263,000	262,902		262,902	262,902		
Donatii si sponsorizari	370201	14,000	263,000	262,902		262,902	262,902		
Varsaminte din sectiunea de functionare pentru finantarea sectiunii de dezvoltare a bugetului local (cu semnul minus)	370203	-6,252,000	-11,418,000	-9,832,952		-9,832,952	-9,832,952		
Varsaminte din sectiunea de functionare	370204	6,252,000	11,418,000	9,832,952		9,832,952	9,832,952		
II. VENITURI DIN CAPITAL (cod 39.02)	0015	489,000	494,000	634,587		634,587	355,762		278,825
Venituri din valorificarea unor bunuri (cod 39.02.01+39.02.03+39.02.04+ 39.02.07+39.02.10)	3902	489,000	494,000	634,587		634,587	355,762		278,825
Venituri din valorificarea unor bunuri ale institutiilor publice	390201	14,000	14,000						
Venituri din vanzarea locuintelor construite din fondurile statului	390203	105,000	105,000	359,772		359,772	80,947		278,825
Venituri din vanzarea unor bunuri apartinand domeniului privat al statului sau al unitatilor administrativ-teritoriale	390207		5,000	5,000		5,000	5,000		
Depozite speciale pentru constructii de locuinte	390210	370,000	370,000	269,815		269,815	269,815		
IV. SUBVENTII (cod 00.18)	0017	219,690	7,263,690	11,654,433	887,050	10,767,383	7,232,687		4,421,746
SUBVENTII DE LA ALTE NIVELE ALE ADMINISTRATIEI PUBLICE (cod 42.02+43.02)	0018	219,690	7,263,690	11,654,433	887,050	10,767,383	7,232,687		4,421,746
Subventii de la bugetul de stat (cod 42.02.01+42.02.05+42.02.10+42.02.12 la 42.02.21+ 42.02.28+42.02.29+42.02.32 la 42.02.36+42.02.40 la 42.02.42+42.02.44 la 42.02.46+42.02.51+42.02.52+42.02.54+42.02.55+42.02.62+42.02.65 la 42.02.67+42.02.69)	4202	219,690	7,263,690	11,654,433	887,050	10,767,383	7,232,687		4,421,746
Subventii de la bugetul de stat catre bugetele locale necesare sustinerii derularii proiectelor finantate din fonduri externe nerambursabile (FEN) postaderare	420220		6,932,000	11,397,190	887,050	10,510,140	6,975,444		4,421,746

A	B	1	2	3=4+5	4	5	6	7	8=3-6-7
Subventii pentru acordarea ajutorului pentru incalzirea locuintei cu lemne, carbuni, combustibili petrolieri	420234	99,690	99,690	25,779		25,779	25,779		
Subventii din bugetul de stat pentru finantarea sanatatii	420241	120,000	127,000	126,492		126,492	126,492		
Sume alocate din bugetul de stat aferente corectiilor financiare	420262		105,000	104,972		104,972	104,972		
Sume primite de la UE/alti donatori in contul platilor efectuate si prefinantari (cod 45.02.01 la 45.02.05+45.02.07+45.02.08+45.02.15 la 45.02.21)	4502	45,042,000	37,062,000	26,735,146	1,730,717	25,004,429	17,305,981		9,429,165
Fondul European de Dezvoltare Regionala (cod 45.02.01.01 la 45.02.01.04)	450201	44,301,000	30,428,000	22,743,439	1,730,717	21,012,722	13,314,274		9,429,165
Sume primite in contul platilor efectuate in anul curent	45020101	41,601,000	27,728,000	10,782,789		10,782,789	10,782,789		
Sume primite in contul platilor efectuate in anii anteriori	45020102	2,700,000	2,700,000	11,960,650	1,730,717	10,229,933	2,531,485		9,429,165
Fondul Social European (cod 45.02.02.01 la 45.02.02.04)	450202		5,525,000	2,816,920		2,816,920	2,816,920		
Sume primite in contul platilor efectuate in anul curent	45020201		5,050,000	1,934,919		1,934,919	1,934,919		
Sume primite in contul platilor efectuate in anii anteriori	45020202		3,000	2,592		2,592	2,592		
Prefinantare	45020203		472,000	879,409		879,409	879,409		
Fondul European Agricol de Dezvoltare Rurala (cod 45.02.04.01 la 45.02.04.04)	450204	400,000	400,000	338,096		338,096	338,096		
Sume primite in contul platilor efectuate in anul curent	45020401	400,000	400,000	314,112		314,112	314,112		
Sume primite in contul platilor efectuate in anii anteriori	45020402			23,984		23,984	23,984		
Instrumentul European de Vecinatate si Parteneriat (cod 45.02.08.01 la 45.02.08.04)	450208	341,000	341,000	471,003		471,003	471,003		
Sume primite in contul platilor efectuate in anul curent	45020801	341,000	341,000						
Sume primite in contul platilor efectuate in anii anteriori	45020802			35,788		35,788	35,788		
Prefinantare	45020803			435,215		435,215	435,215		
Mecanismul financiar SEE (cod 45.02.17.01 la 45.02.17.04)	450217		368,000	365,688		365,688	365,688		
Prefinantare	45021703		368,000	365,688		365,688	365,688		
Sume primite de la UE/alti donatori in contul platilor efectuate si prefinantari aferente cadrului financiar 2014-2020 (cod 48.02.01 la 48.02.05+48.02.11+48.02.12)	4802	138,424,000	197,748,320	219,605,037	82,736,231	136,868,806	147,270,458	217,527	72,117,052
VENITURILE SECTIUNII DE FUNCTIONARE (cod 00.02+00.16+00.17) - TOTAL	000102	235,770,000	310,904,000	333,866,715	82,736,231	251,130,484	261,810,961	217,527	71,838,227
I. VENITURI CURENTE (cod 00.03+00.12)	0002	235,550,310	310,677,310	333,714,444	82,736,231	250,978,213	261,658,690	217,527	71,838,227
A. VENITURI FISCALE (cod 00.04+06.02+00.09+00.10+00.11)	0003	223,344,310	291,067,310	304,474,676	66,479,200	237,995,476	251,166,474	203,010	53,105,192
A1. IMPOZIT PE VENIT, PROFIT SI CASTIGURI DIN CAPITAL (cod 00.05+00.06+00.07)	0004	72,823,000	84,794,320	81,990,629		81,990,629	81,983,234	7,395	

A	B	1	2	3=4+5	4	5	6	7	8=3-6-7
A1.1. IMPOZIT PE VENIT, PROFIT SI CASTIGURI DIN CAPITAL DE LA PERSOANE JURIDICE (cod 01.02)	0005	966,000	1,490,000	1,497,344		1,497,344	1,489,949	7,395	
Impozit pe profit (cod 01.02.01)	0102	966,000	1,490,000	1,497,344		1,497,344	1,489,949	7,395	
Impozit pe profit de la agentii economici	010201	966,000	1,490,000	1,497,344		1,497,344	1,489,949	7,395	
A1.2. IMPOZIT PE VENIT, PROFIT SI CASTIGURI DIN CAPITAL DE LA PERSOANE FIZICE(cod 03.02+04.02)	0006	71,857,000	83,304,320	80,493,285		80,493,285	80,493,285		
Impozit pe venit (cod 03.02.17+ 03.02.18)	0302	1,833,000	1,931,000	1,930,299		1,930,299	1,930,299		
Impozit pe onorariul avocaturilor si notarilor publici	030217		1,931,000						
Impozitul pe veniturile din transferul proprietatilor imobiliare din patrimoniul personal	030218	1,833,000		1,930,299		1,930,299	1,930,299		
Cote si sume defalcate din impozitul pe venit (cod 04.02.01+04.02.04)	0402	70,024,000	81,373,320	78,562,986		78,562,986	78,562,986		
Cote defalcate din impozitul pe venit	040201	70,024,000	81,236,000	78,430,501		78,430,501	78,430,501		
Sume alocate din cotele defalcate din impozitul pe venit pentru echilibrarea bugetelor locale	040204		137,320	132,485		132,485	132,485		
A3. IMPOZITE SI TAXE PE PROPRIETATE (cod 07.02)	0009	34,862,000	58,675,000	73,989,740	54,557,145	19,432,595	32,361,514	109,939	41,518,287
Impozite si taxe pe proprietate (cod 07.02.01 la 07.02.03+07.02.50)	0702	34,862,000	58,675,000	73,989,740	54,557,145	19,432,595	32,361,514	109,939	41,518,287
Impozit si taxa pe cladiri (cod 07.02.01.01+07.02.01.02)	070201	31,018,000	53,299,000	67,367,071	51,888,272	15,478,799	28,464,723	82,445	38,819,903
Impozit pe cladiri de la persoane fizice	07020101	8,553,610	12,053,610	12,622,519	3,887,510	8,735,009	9,092,033	37,682	3,492,804
Impozit si taxa pe cladiri de la persoane juridice	07020102	22,464,390	41,245,390	54,744,552	48,000,762	6,743,790	19,372,690	44,763	35,327,099
Impozit si taxa pe teren (cod 07.02.02.01 la 07.02.02.03)	070202	2,882,000	4,412,000	5,308,030	2,449,722	2,858,308	2,981,058	27,493	2,299,479
Impozit pe terenuri de la persoane fizice	07020201	973,170	1,573,170	1,548,618	503,960	1,044,658	1,057,100	6,320	485,198
Impozit si taxa pe teren de la persoane juridice	07020202	1,810,310	2,710,310	3,597,092	1,896,842	1,700,250	1,822,730	20,802	1,753,560
Impozitul pe terenul extravilan*))+Restante anii anteriori din impozitul pe terenul agricol-	07020203	98,520	128,520	162,320	48,920	113,400	101,228	371	60,721
Taxe judiciare de timbru si alte taxe de timbru	070203	961,000	961,000	1,296,040	202,342	1,093,698	912,658		383,382
Alte impozite si taxe pe proprietate	070250	1,000	3,000	18,599	16,809	1,790	3,075	1	15,523
A4. IMPOZITE SI TAXE PE BUNURI SI SERVICII (cod 11.02+12.02+15.02+16.02)	0010	115,245,310	147,183,990	148,124,922	11,918,205	136,206,717	136,453,508	85,673	11,585,741
Sume defalcate din TVA (cod 11.02.01+11.02.02+11.02.05+11.02.06+11.02.09)	1102	104,044,310	124,768,990	124,476,122		124,476,122	124,476,122		
Sume defalcate din taxa pe valoarea adaugata pentru finantarea cheltuielilor descentralizate la nivelul comunelor, oraselor, municipiilor, sectoarelor si Municipiului Bucuresti	110202	103,230,000	123,936,000	123,643,132		123,643,132	123,643,132		
Sume defalcate din taxa pe valoarea adaugata pentru echilibrarea bugetelor locale	110206	814,310	832,990	832,990		832,990	832,990		

A	B	1	2	3=4+5	4	5	6	7	8=3-6-7
Alte impozite si taxe generale pe bunuri si servicii (cod 12.02.07)	1202	109,000	137,000	211,894	70,881	141,013	138,272	5,220	68,402
Taxe hoteliere	120207	109,000	137,000	211,894	70,881	141,013	138,272	5,220	68,402
Taxe pe servicii specifice (cod 15.02.01+15.02.50)	1502	82,000	97,000	558,271	283,425	274,846	95,565	5	462,701
Impozit pe spectacole	150201	79,000	89,000	102,825	27,976	74,849	88,040	4	14,781
Alte taxe pe servicii specifice	150250	3,000	8,000	455,446	255,449	199,997	7,525	1	447,920
Taxe pe utilizarea bunurilor, autorizarea utilizarii bunurilor sau pe desfasurarea de activitati (cod 16.02.02+16.02.03+16.02.50)	1602	11,010,000	22,181,000	22,878,635	11,563,898	11,314,736	11,743,549	80,448	11,054,638
Impozit pe mijloacele de transport (cod 16.02.02.01+16.02.02.02)	160202	9,134,000	20,234,000	20,918,430	11,367,898	9,550,531	9,989,701	67,164	10,861,565
Impozit pe mijloacele de transport detinute de persoane fizice	16020201	5,200,210	9,400,210	11,055,438	5,051,135	6,004,303	5,911,961	20,987	5,122,490
Impozit pe mijloacele de transport detinute de persoane juridice	16020202	3,933,790	10,833,790	9,862,992	6,316,764	3,546,228	4,077,740	46,177	5,739,075
Taxe si tarife pentru eliberarea de licente si autorizatii de functionare	160203	668,000	668,000	460,879		460,879	460,879		
Alte taxe pe utilizarea bunurilor, autorizarea utilizarii bunurilor sau pe desfasurarea de activitati	160250	1,208,000	1,279,000	1,499,326	196,000	1,303,326	1,292,969	13,284	193,073
A6. ALTE IMPOZITE SI TAXE FISCALE (cod 18.02)	0011	414,000	414,000	369,385	3,850	365,535	368,218	3	1,164
Alte impozite si taxe fiscale (cod 18.02.50)	1802	414,000	414,000	369,385	3,850	365,535	368,218	3	1,164
Alte impozite si taxe	180250	414,000	414,000	369,385	3,850	365,535	368,218	3	1,164
C. VENITURI NEFISCALE (cod 00.13+00.14)	0012	12,206,000	19,610,000	29,239,768	16,257,031	12,982,737	10,492,216	14,517	18,733,035
C1. VENITURI DIN PROPRIETATE (cod 30.02+31.02)	0013	8,880,000	10,902,000	16,269,823	5,736,171	10,533,652	10,296,593	11,762	5,961,468
Venituri din proprietate (cod 30.02.01+30.02.05+30.02.08+30.02.50)	3002	8,880,000	10,902,000	16,269,823	5,736,171	10,533,652	10,296,593	11,762	5,961,468
Varsaminte din profitul net al regiilor autonome	300201	241,000	401,000	400,000		400,000	400,000		
Venituri din concesiuni si inchirieri (cod 30.02.05.30)	300205	8,625,000	10,450,000	15,819,295	5,736,171	10,083,124	9,846,065	11,762	5,961,468
Alte venituri din concesiuni si inchirieri de catre institutiile publice	30020530	8,625,000	10,450,000	15,819,295	5,736,171	10,083,124	9,846,065	11,762	5,961,468
Venituri din dividende (cod 30.02.08.02+30.02.08.03)	300208	14,000	51,000	50,528		50,528	50,528		
Venituri din dividende de la alti platitori	30020802	14,000	51,000	50,528		50,528	50,528		
C2. VANZARI DE BUNURI SI SERVICII (cod 33.02+34.02+35.02+36.02+37.02)	0014	3,326,000	8,708,000	12,969,945	10,520,860	2,449,085	195,623	2,755	12,771,567
Venituri din prestari de servicii si alte activitati (cod 33.02.08+33.02.10+33.02.12+33.02.24+33.02.27+33.02.28+33.02.50)	3302	3,087,000	3,301,000	4,099,547	997,133	3,102,414	2,653,342		1,446,205
Venituri din prestari de servicii	330208	1,584,000	1,764,000	1,752,840		1,752,840	1,752,840		


A	B	1	2	3=4+5	4	5	6	7	8=3-6-7
Contributia parintilor sau sustinatorilor legali pentru intretinerea copiilor in crese	330210	334,000	334,000	344,001		344,001	344,001		
Contributia persoanelor beneficiare ale cantinelor de ajutor social	330212	28,000	28,000	28,175		28,175	28,175		
Contributia lunara a parintilor pentru intretinerea copiilor in unitatile de protectie sociala	330227	4,000	4,000	1,733		1,733	1,733		
Venituri din recuperarea cheltuielilor de judecata, imputatii si despagubiri	330228	36,000	70,000	1,059,833	997,133	62,700	94,650		965,183
Alte venituri din prestari de servicii si alte activitati	330250	1,101,000	1,101,000	912,965		912,965	431,943		481,022
Venituri din taxe administrative, eliberari permise (cod 34.02.02+34.02.50)	3402	1,291,000	1,291,000	1,324,426		1,324,426	1,324,426		
Taxe extrajudiciare de timbru	340202	1,291,000	1,291,000	1,324,426		1,324,426	1,324,426		
Amenzi, penalitati si confiscari (cod 35.02.01 la 35.02.03+35.02.50)	3502	4,116,000	14,116,000	15,556,372	9,119,783	6,436,589	4,623,398	2,573	10,930,401
Venituri din amenzi si alte sanctiuni aplicate potrivit dispozitiilor legale (cod 35.02.01.02)	350201	4,115,000	14,115,000	15,555,120	9,119,087	6,436,033	4,622,361	2,573	10,930,186
Venituri din amenzi si alte sanctiuni aplicate de catre alte institutii de specialitate	35020102	4,115,000	14,115,000	15,555,120	9,119,087	6,436,033	4,622,361	2,573	10,930,186
Penalitati pentru nedepunerea sau depunerea cu intarziere declaratiei de impozite si taxe	350202			646	696	-50	431		215
Incasari din valorificarea bunurilor confiscate, abandonate si alte sume constatate odata cu confiscarea potrivit legii	350203	1,000	1,000	572		572	572		
Alte amenzi, penalitati si confiscari	350250			34		34	34		
Diverse venituri (cod 36.02.01+36.02.05+36.02.06+36.02.11+36.02.14+36.02.50)	3602	1,070,000	1,155,000	1,559,650	403,944	1,155,706	1,164,507	182	394,961
Taxe speciale	360206	25,000	25,000	65,801	67,473	-1,672	22,429	144	43,228
Alte venituri	360250	1,045,000	1,130,000	1,493,849	336,471	1,157,378	1,142,078	38	351,733
Transferuri voluntare, altele decat subventiile (cod 37.02.01+37.02.03+37.02.50)	3702	-6,238,000	-11,155,000	-9,570,050		-9,570,050	-9,570,050		
Donatii si sponsorizari	370201	14,000	263,000	262,902		262,902	262,902		
Varsaminte din sectiunea de functionare pentru finantarea sectiunii de dezvoltare a bugetului local (cu semnul minus)	370203	-6,252,000	-11,418,000	-9,832,952		-9,832,952	-9,832,952		
IV. SUBVENTII (cod 00.18)	0017	219,690	226,690	152,271		152,271	152,271		
SUBVENTII DE LA ALTE NIVELE ALE ADMINISTRATIEI PUBLICE (cod 42.02+43.02)	0018	219,690	226,690	152,271		152,271	152,271		
Subventii de la bugetul de stat (cod 42.02.21+42.02.28+42.02.32 la 42.02.36+42.02.41+ 42.02.42+42.02.44 la	4202	219,690	226,690	152,271		152,271	152,271		

A	B	1	2	3=4+5	4	5	6	7	8=3-6-7
42.02.46+42.02.51+42.02.54+42.02.66)									
Subventii pentru acordarea ajutorului pentru încălzirea locuintei cu lemne, carbuni, combustibili petrolieri	420234	99,690	99,690	25,779		25,779	25,779		
Subventii din bugetul de stat pentru finantarea sanatatii	420241	120,000	127,000	126,492		126,492	126,492		
VENITURILE SECTIUNII DE DEZVOLTARE (00.02+00.15+00.16+00.17+45.02+48.02) - TOTAL	000102	51,974,000	56,202,000	48,866,925	2,617,767	46,249,158	34,737,189		14,129,736
I. VENITURI CURENTE (cod 00.03+00.12)	0002	6,443,000	11,609,000	9,995,030		9,995,030	9,995,030		
C. VENITURI NEFISCALE (cod 00.14)	0012	6,443,000	11,609,000	9,995,030		9,995,030	9,995,030		
C2. VANZARI DE BUNURI SI SERVICII (cod 36.02+37.02)	0014	6,443,000	11,609,000	9,995,030		9,995,030	9,995,030		
Diverse venituri (cod 36.02.07+36.02.22+36.02.23+36.02.31)	3602	191,000	191,000	162,078		162,078	162,078		
Varsaminte din amortizarea mijloacelor fixe	360207	191,000	191,000	162,078		162,078	162,078		
Transferuri voluntare, altele decat subventiile (cod 37.02.04+37.02.05)	3702	6,252,000	11,418,000	9,832,952		9,832,952	9,832,952		
Varsaminte din sectiunea de functionare	370204	6,252,000	11,418,000	9,832,952		9,832,952	9,832,952		
II. VENITURI DIN CAPITAL (cod 39.02)	0015	489,000	494,000	634,587		634,587	355,762		278,825
Venituri din valorificarea unor bunuri (cod 39.02.01+39.02.03+39.02.04+39.02.07+39.02.10)	3902	489,000	494,000	634,587		634,587	355,762		278,825
Venituri din valorificarea unor bunuri ale institutiilor publice	390201	14,000	14,000						
Venituri din vanzarea locuintelor construite din fondurile statului	390203	105,000	105,000	359,772		359,772	80,947		278,825
Venituri din vanzarea unor bunuri apartinand domeniului privat al statului sau al unitatilor administrativ-teritoriale	390207		5,000	5,000		5,000	5,000		
Depozite speciale pentru constructii de locuinte	390210	370,000	370,000	269,815		269,815	269,815		
IV. SUBVENTII (cod 00.18)	0017		7,037,000	11,502,162	887,050	10,615,112	7,080,416		4,421,746
SUBVENTII DE LA ALTE NIVELE ALE ADMINISTRATIEI PUBLICE (cod 42.02+43.02)	0018		7,037,000	11,502,162	887,050	10,615,112	7,080,416		4,421,746
Subventii de la bugetul de stat (cod 42.02.01+42.02.05+42.02.10+42.02.12 la 42.02.20+42.02.29+ 42.02.40+42.02.51+42.02.52+42.02.55+ 42.02.62+ 42.02.65+42.02.67+42.02.69)	4202		7,037,000	11,502,162	887,050	10,615,112	7,080,416		4,421,746
Subventii de la bugetul de stat catre bugetele locale necesare sustinerii derularii proiectelor finantate din fonduri externe nerambursabile (FEN) postaderare	420220		6,932,000	11,397,190	887,050	10,510,140	6,975,444		4,421,746
Sume alocate din bugetul de stat aferente corectiilor financiare	420262		105,000	104,972		104,972	104,972		
Sume primite de la UE/alti donatori in contul platilor efectuate si prefinantari (cod 45.02.01 la	4502	45,042,000	37,062,000	26,735,146	1,730,717	25,004,429	17,305,981		9,429,165

A	B	1	2	3=4+5	4	5	6	7	8=3-6-7
45.02.05+45.02.07+45.02.08+45.02.15 la 45.02.21)									
Fondul European de Dezvoltare Regionala (cod 45.02.01.01 la 45.02.01.04)	450201	44,301,000	30,428,000	22,743,439	1,730,717	21,012,722	13,314,274		9,429,165
Sume primite în contul platilor efectuate în anul curent	45020101	41,601,000	27,728,000	10,782,789		10,782,789	10,782,789		
Sume primite în contul platilor efectuate în anii anteriori	45020102	2,700,000	2,700,000	11,960,650	1,730,717	10,229,933	2,531,485		9,429,165
Fondul Social European (cod 45.02.02.01 la 45.02.02.04)	450202		5,525,000	2,816,920		2,816,920	2,816,920		
Sume primite în contul platilor efectuate în anul curent	45020201		5,050,000	1,934,919		1,934,919	1,934,919		
Sume primite în contul platilor efectuate în anii anteriori	45020202		3,000	2,592		2,592	2,592		
Prefinantare	45020203		472,000	879,409		879,409	879,409		
Fondul European Agricol de Dezvoltare Rurala (cod 45.02.04.01 la 45.02.04.04)	450204	400,000	400,000	338,096		338,096	338,096		
Sume primite în contul platilor efectuate în anul curent	45020401	400,000	400,000	314,112		314,112	314,112		
Sume primite în contul platilor efectuate în anii anteriori	45020402			23,984		23,984	23,984		
Instrumentul European de Vecinatate si Parteneriat (cod 45.02.08.01 la 45.02.08.04)	450208	341,000	341,000	471,003		471,003	471,003		
Sume primite în contul platilor efectuate în anul curent	45020801	341,000	341,000						
Sume primite în contul platilor efectuate în anii anteriori	45020802			35,788		35,788	35,788		
Prefinantare	45020803			435,215		435,215	435,215		
Mecanismul financiar SEE (cod 45.02.17.01 la 45.02.17.04)	450217		368,000	365,688		365,688	365,688		
Prefinantare	45021703		368,000	365,688		365,688	365,688		
Sume primite de la UE/alti donatori în contul platilor efectuate si prefinantari aferente cadrului financiar 2014-2020 (cod 48.02.01 la 48.02.05+48.02.11+48.02.12)	4802	680,000	685,000	796,665		796,665	517,840		278,825

Conducatorul institutiei

CATALIN CHERECHE



Conducatorul compartimentului

financiar-contabil

CARMEN POP

Handwritten signature of Carmen Pop.

CONTUL DE EXECUTIE A BUGETULUI LOCAL- CHELTUIELI

la data de 31.12.2015

Cod 21

-lei-

Denumirea indicatorilor *)	Cod indicator	Credite de angajament	Credite bugetare		Angajamente bugetare	Angajamente legale	Plati efectuate	Angajamente legale de platit	Cheltuieli efective
			initiale	definitive					
A	B	1	2	3	4	5	6	7=5-6	8
TOTAL CHELTUIELI (cod 50.02+59.02+63.02+70.02+74.02+79.02)	4902	450,942,000	287,812,000	367,174,000	364,925,404	364,879,904	296,302,241	68,577,663	370,693,271
Partea I-a SERVICII PUBLICE GENERALE (cod 51.02+54.02+55.02+56.02)	5002	2,094,000	22,080,000	21,881,000	21,852,681	21,852,681	21,091,584	761,097	21,757,323
Autoritati publice si actiuni externe (cod 51.02.01)	5102	1,900,000	16,280,000	16,412,000	16,401,650	16,401,650	15,763,675	637,975	16,435,062
Autoritati executive si legislative (cod 51.02.01.03)	510201	1,900,000	16,280,000	16,412,000	16,401,650	16,401,650	15,763,675	637,975	16,435,062
Autoritati executive	51020103	1,900,000	16,280,000	16,412,000	16,401,650	16,401,650	15,763,675	637,975	16,435,062
Alte servicii publice generale (cod 54.02.05 la 54.02.07+54.02.10+54.02.50)	5402	194,000	800,000	864,000	846,031	846,031	823,347	22,684	818,048
Servicii publice comunitare de evidenta a persoanelor	540210	194,000	800,000	864,000	846,031	846,031	823,347	22,684	818,048
Tranzactii privind datoria publica si imprumuturi	5502		5,000,000	4,605,000	4,605,000	4,605,000	4,504,562	100,438	4,504,213
Partea a II-a APARARE, ORDINE PUBLICA SI SIGURANTA NATIONALA (60.02+61.02)	5902	3,367,000	4,500,000	5,181,000	5,085,268	5,085,268	4,496,034	589,234	4,803,504
Ordine publica si siguranta nationala (cod 61.02.03 +61.02.05+61.02.50)	6102	3,367,000	4,500,000	5,181,000	5,085,268	5,085,268	4,496,034	589,234	4,803,504
Ordine publica (cod 61.02.03.04)	610203	3,367,000	4,410,000	5,091,000	5,002,268	5,002,268	4,452,174	550,094	4,757,008
Politie locala	61020304	3,367,000	4,410,000	5,091,000	5,002,268	5,002,268	4,452,174	550,094	4,757,008
Protectie civila si protectia contra incendiilor (protectie civila nonmilitara)	610205		90,000	90,000	83,000	83,000	43,860	39,140	46,496
Partea a III-a CHELTUIELI SOCIAL-CULTURALE(cod 65.02+66.02+67.02+68.02)	6302	51,127,000	146,459,000	201,580,000	200,006,096	199,960,596	180,949,326	19,011,270	187,771,606
Invatamant (cod 65.02.03 la 65.02.05+65.02.07+65.02.11+65.02.50)	6502	40,722,000	97,455,000	130,169,000	129,871,694	129,826,194	126,856,109	2,970,085	128,324,220

A	B	1	2	3	4	5	6	7=5-6	8
Invatamant prescolar si primar (cod 65.02.03.01+65.02.03.02)	650203	8,848,000	13,059,000	18,130,270	18,035,875	18,035,875	17,144,439	891,436	18,342,183
Invatamant prescolar	65020301	8,848,000	13,059,000	18,130,270	18,035,875	18,035,875	17,144,439	891,436	18,342,183
Invatamant secundar (cod 65.02.04.01 la 65.02.04.03)	650204	31,824,000	84,359,000	112,001,730	111,798,819	111,753,319	109,676,057	2,077,262	109,982,037
Invatamant secundar inferior	65020401	2,844,000	33,888,500	40,992,550	40,964,200	40,918,700	40,561,109	357,591	42,240,709
Invatamant secundar superior	65020402	28,980,000	50,470,500	71,009,180	70,834,619	70,834,619	69,114,948	1,719,671	67,741,328
Alte cheltuieli in domeniul invatamantului	650250	50,000	37,000	37,000	37,000	37,000	35,613	1,387	
Sanatate (cod 66.02.06+66.02.08+66.02.50)	6602	3,686,000	2,982,000	3,625,000	3,625,000	3,625,000	3,089,285	535,715	3,095,998
Servicii medicale in unitati sanitare cu paturi (cod 66.02.06.01+66.02.06.03)	660206	3,686,000	1,300,000	1,760,000	1,760,000	1,760,000	1,296,000	464,000	1,296,000
Spitale generale	66020601	3,686,000	1,300,000	1,760,000	1,760,000	1,760,000	1,296,000	464,000	1,296,000
Servicii de sanatate publica	660208		1,670,000	1,844,000	1,859,000	1,859,000	1,787,333	71,667	1,794,046
Alte cheltuieli in domeniul sanatatii (cod 66.02.50.50)	660250		12,000	21,000	6,000	6,000	5,952	48	5,952
Alte institutii si actiuni sanitare	66025050		12,000	21,000	6,000	6,000	5,952	48	5,952
Cultura, recreere si religie (cod 67.02.03+67.02.05+67.02.06+67.02.50)	6702	1,500,000	17,270,000	30,538,000	30,472,837	30,472,837	21,058,389	9,414,448	25,803,373
Servicii culturale (cod 67.02.03.02 la 67.02.03.08+67.02.03.12+67.02.03.30)	670203		3,000,000	3,557,000	3,547,000	3,547,000	3,129,000	418,000	3,129,000
Institutii publice de spectacole si concerte	67020304		3,000,000	3,557,000	3,547,000	3,547,000	3,129,000	418,000	3,129,000
Servicii recreative si sportive (cod 67.02.05.01 la 67.02.05.03)	670205	1,500,000	11,061,590	18,207,090	18,151,927	18,151,927	12,827,616	5,324,311	15,103,927
Sport	67020501		10,795,390	17,455,390	17,445,227	17,445,227	12,418,931	5,026,296	14,569,925
Tineret	67020502		266,200	431,700	431,700	431,700	327,511	104,189	417,016
Intretinere gradini publice, parcuri, zone verzi, baze sportive si de agrement	67020503	1,500,000		320,000	275,000	275,000	81,174	193,826	116,986
Alte servicii in domeniile culturii, recreerii si religiei	670250		3,208,410	8,773,910	8,773,910	8,773,910	5,101,773	3,672,137	7,570,446
Asigurari si asistenta sociala (cod 68.02.04 la 68.02.06+68.02.10+68.02.11+68.02.12+68.02.15+68.02.50)	6802	5,219,000	28,752,000	37,248,000	36,036,565	36,036,565	29,945,543	6,091,022	30,548,015
Asistenta acordata persoanelor in varsta	680204		464,000	765,000	765,000	765,000	736,135	28,865	739,628
Asistenta sociala in caz de boli si invaliditati (cod 68.02.05.02)	680205		10,951,000	11,596,000	11,596,396	11,596,396	11,569,395	27,001	11,699,175
Asistenta sociala in caz de invaliditate	68020502		10,951,000	11,596,000	11,596,396	11,596,396	11,569,395	27,001	11,699,175
Asistenta sociala pentru familii si copii	680206		1,577,000	2,110,000	2,110,000	2,110,000	2,007,503	102,497	2,026,163
Crese	680211		2,671,000	6,415,500	6,415,500	6,415,500	4,464,050	1,951,450	1,956,199
Prevenirea excluderii sociale (cod 68.02.15.01+68.02.15.02)	680215		1,301,000	1,528,000	1,522,000	1,522,000	1,427,219	94,781	1,496,141
Ajutor social	68021501		160,000	78,000	78,000	78,000	61,843	16,157	62,240
Cantine de ajutor social	68021502		1,141,000	1,450,000	1,444,000	1,444,000	1,365,376	78,624	1,433,901

A	B	1	2	3	4	5	6	7=5-6	8
Alte cheltuieli în domeniul asigurărilor și asistenței sociale (cod 68.02.50.50)	680250	5,219,000	11,788,000	14,833,500	13,627,669	13,627,669	9,741,241	3,886,428	12,630,709
Alte cheltuieli în domeniul asistenței sociale	68025050	5,219,000	11,788,000	14,833,500	13,627,669	13,627,669	9,741,241	3,886,428	12,630,709
Partea a IV-a SERVICII SI DEZVOLTARE PUBLICA, LOCUINTE, MEDIU SI APE (cod 70.02+74.02)	6902	147,293,000	71,865,000	71,203,000	70,677,167	70,677,167	49,319,943	21,357,224	65,950,431
Locuinte, servicii și dezvoltare publică (cod 70.02.03+70.02.05 la 70.02.07+70.02.50)	7002	146,343,000	56,135,000	49,378,000	48,854,167	48,854,167	33,789,708	15,064,459	48,470,597
Locuinte (cod 70.02.03.01+70.02.03.30)	700203	29,901,000	8,249,000	3,221,000	3,220,000	3,220,000	1,631,539	1,588,461	
Dezvoltarea sistemului de locuinte	70020301	29,901,000	8,249,000	3,221,000	3,220,000	3,220,000	1,631,539	1,588,461	
Alimentari cu apă și amenajări hidrotehnice (cod 70.02.05.01+70.02.05.02)	700205	6,000,000	2,957,000	2,957,000	2,957,000	2,957,000	1,124,589	1,832,411	1,801,288
Alimentare cu apă	70020501	6,000,000	2,957,000	2,957,000	2,957,000	2,957,000	1,124,589	1,832,411	1,801,288
Iluminat public și electrificări rurale	700206	1,318,000	6,321,000	8,501,000	8,430,000	8,430,000	5,798,952	2,631,048	6,976,060
Alte servicii în domeniul locuințelor, serviciilor și dezvoltării comunale	700250	109,124,000	38,608,000	34,699,000	34,247,167	34,247,167	25,234,628	9,012,539	39,693,249
Protecția mediului (cod 74.02.03+74.02.05+74.02.06+74.02.50)	7402	950,000	15,730,000	21,825,000	21,823,000	21,823,000	15,530,235	6,292,765	17,479,834
Salubritate și gestiunea deșeurilor (cod 74.02.05.01+74.02.05.02)	740205	950,000	15,730,000	21,615,000	21,613,000	21,613,000	15,322,792	6,290,208	17,272,391
Salubritate	74020501	200,000	15,080,000	20,963,000	20,963,000	20,963,000	14,841,994	6,121,006	17,124,053
Colectarea, tratarea și distrugerea deșeurilor	74020502	750,000	650,000	652,000	650,000	650,000	480,798	169,202	148,338
Alte servicii în domeniul protecției mediului	740250			210,000	210,000	210,000	207,443	2,557	207,443
Partea a V-a ACTIUNI ECONOMICE (80.02+81.02+83.02+84.02+87.02)	7902	247,061,000	42,908,000	67,329,000	67,304,192	67,304,192	40,445,354	26,858,838	90,410,407
Agricultură, silvicultură, piscicultură și vânătoare (cod 83.02.03)	8302	521,000	475,000	640,000	639,651	639,651	481,825	157,826	1,801,769
Agricultură (cod 83.02.03.03+83.02.03.07+83.02.03.30)	830203	521,000	475,000	640,000	639,651	639,651	481,825	157,826	1,801,769
Protecția plantelor și carantina fitosanitară	83020303	21,000	112,000	112,000	112,000	112,000	52,872	59,128	243,138
Alte cheltuieli în domeniul agriculturii	83020330	500,000	363,000	528,000	527,651	527,651	428,953	98,698	1,558,631
Transporturi (cod 84.02.03+84.02.04+84.02.06+84.02.50)	8402	246,540,000	42,433,000	66,689,000	66,664,541	66,664,541	39,963,529	26,701,012	88,608,638
Transport rutier (cod 84.02.03.01 la 84.02.03.03)	840203	245,395,000	41,798,000	66,279,000	66,255,000	66,255,000	39,598,576	26,656,424	88,188,204
Drumuri și poduri	84020301	10,961,000	1,108,000	718,000	718,000	718,000	470,661	247,339	1,162,938
Transport în comun	84020302	1,768,000	10,857,000	15,037,000	15,035,000	15,035,000	13,492,393	1,542,607	27,237,016
Străzi	84020303	232,666,000	29,833,000	50,524,000	50,502,000	50,502,000	25,635,522	24,866,478	59,788,250
Alte cheltuieli în domeniul transporturilor	840250	1,145,000	635,000	410,000	409,541	409,541	364,953	44,588	420,434
CHELTUIELILE SECȚIUNII DE FUNCȚIONARE (cod 4902)	4902	1,950,000	235,782,000	310,904,000	310,922,185	310,909,973	261,810,963	49,099,010	287,266,774

A	B	1	2	3	4	5	6	7=5-6	8
50.02+59.02+63.02+70.02+74.02+79.02)									
Partea I-a SERVICII PUBLICE GENERALE (cod 51.02+54.02+55.02+56.02)	5002	650,000	20,800,000	20,782,000	20,779,681	20,779,681	20,411,640	368,041	20,749,445
Autoritati publice si actiuni externe (cod 51.02.01)	5102	500,000	15,000,000	15,360,000	15,359,650	15,359,650	15,114,545	245,105	15,430,118
Autoritati executive si legislative (cod 51.02.01.03)	510201	500,000	15,000,000	15,360,000	15,359,650	15,359,650	15,114,545	245,105	15,430,118
Autoritati executive	51020103	500,000	15,000,000	15,360,000	15,359,650	15,359,650	15,114,545	245,105	15,430,118
Alte servicii publice generale (cod 54.02.05 la 54.02.07+54.02.10+54.02.50)	5402	150,000	800,000	817,000	815,031	815,031	792,533	22,498	815,114
Servicii publice comunitare de evidenta a persoanelor	540210	150,000	800,000	817,000	815,031	815,031	792,533	22,498	815,114
Tranzactii privind datoria publica si imprumuturi	5502		5,000,000	4,605,000	4,605,000	4,605,000	4,504,562	100,438	4,504,213
Partea a II-a APARARE, ORDINE PUBLICA SI SIGURANTA NATIONALA (60.02+61.02)	5902	1,300,000	4,100,000	4,994,000	4,941,268	4,941,268	4,469,619	471,649	4,720,728
Ordine publica si siguranta nationala (cod 61.02.03+61.02.05+61.02.50)	6102	1,300,000	4,100,000	4,994,000	4,941,268	4,941,268	4,469,619	471,649	4,720,728
Ordine publica (cod 61.02.03.04)	610203	1,300,000	4,010,000	4,904,000	4,858,268	4,858,268	4,425,759	432,509	4,676,868
Politie locala	61020304	1,300,000	4,010,000	4,904,000	4,858,268	4,858,268	4,425,759	432,509	4,676,868
Protectie civila si protectia contra incendiilor (protectie civila nonmilitara)	610205		90,000	90,000	83,000	83,000	43,860	39,140	43,860
Partea a III-a CHELTUIELI SOCIAL-CULTURALE(cod 65.02+66.02+67.02+68.02)	6302		137,374,000	178,990,000	179,063,633	179,051,421	166,873,393	12,178,028	180,323,890
Invatamant (cod 65.02.03 la 65.02.05+65.02.07+65.02.11+65.02.50)	6502		94,252,000	117,380,000	117,501,358	117,489,146	116,295,921	1,193,225	123,566,106
Invatamant prescolar si primar (cod 65.02.03.01+65.02.03.02)	650203		12,788,000	17,057,070	17,003,780	17,003,780	16,838,019	165,761	18,208,513
Invatamant prescolar	65020301		12,788,000	17,057,070	17,003,780	17,003,780	16,838,019	165,761	18,208,513
Invatamant secundar (cod 65.02.04.01 la 65.02.04.03)	650204		81,464,000	100,322,930	100,497,578	100,485,366	99,457,902	1,027,464	105,357,593
Invatamant secundar inferior	65020401		33,411,500	40,117,950	40,117,959	40,105,747	39,769,767	335,980	41,287,808
Invatamant secundar superior	65020402		48,052,500	60,204,980	60,379,619	60,379,619	59,688,135	691,484	64,069,785
Sanatate (cod 66.02.06+66.02.08+66.02.50)	6602		2,482,000	3,065,000	3,065,000	3,065,000	2,919,285	145,715	2,925,998
Servicii medicale in unitati sanitare cu paturi (cod 66.02.06.01+66.02.06.03)	660206		800,000	1,200,000	1,200,000	1,200,000	1,126,000	74,000	1,126,000
Spitale generale	66020601		800,000	1,200,000	1,200,000	1,200,000	1,126,000	74,000	1,126,000
Servicii de sanatate publica	660208		1,670,000	1,844,000	1,859,000	1,859,000	1,787,333	71,667	1,794,046
Alte cheltuieli in domeniul sanatatii (cod 66.02.50.50)	660250		12,000	21,000	6,000	6,000	5,952	48	5,952
Alte institutii si actiuni sanitare	66025050		12,000	21,000	6,000	6,000	5,952	48	5,952

A	B	1	2	3	4	5	6	7=5-6	8
Cultura, recreere si religie (cod 67.02.03+67.02.05+67.02.06+67.02.50)	6702		17,270,000	30,508,000	30,472,837	30,472,837	21,058,389	9,414,448	25,795,514
Servicii culturale (cod 67.02.03.02 la 67.02.03.08+67.02.03.12+67.02.03.30)	670203		3,000,000	3,547,000	3,547,000	3,547,000	3,129,000	418,000	3,129,000
Instituti publice de spectacole si concerte	67020304		3,000,000	3,547,000	3,547,000	3,547,000	3,129,000	418,000	3,129,000
Servicii recreative si sportive (cod 67.02.05.01 la 67.02.05.03)	670205		11,061,590	18,187,090	18,151,927	18,151,927	12,827,616	5,324,311	15,096,711
Sport	67020501		10,795,390	17,455,390	17,445,227	17,445,227	12,418,931	5,026,296	14,569,925
Tineret	67020502		266,200	431,700	431,700	431,700	327,511	104,189	417,016
Intretinere gradini publice, parcuri, zone verzi, baze sportive si de agrement	67020503			300,000	275,000	275,000	81,174	193,826	109,770
Alte servicii in domeniile culturii, recreerii si religiei	670250		3,208,410	8,773,910	8,773,910	8,773,910	5,101,773	3,672,137	7,569,803
Asigurari si asistenta sociala (cod 68.02.04 la 68.02.06 +68.02.10+68.02.11+68.02.12+68.02.15+68.02.50)	6802		23,370,000	28,037,000	28,024,438	28,024,438	26,599,798	1,424,640	28,036,272
Asistenta acordata persoanelor in varsta	680204		464,000	765,000	765,000	765,000	736,135	28,865	739,628
Asistenta sociala in caz de boli si invaliditati (cod 68.02.05.02)	680205		10,951,000	11,596,000	11,596,396	11,596,396	11,569,395	27,001	11,699,175
Asistenta sociala in caz de invaliditate	68020502		10,951,000	11,596,000	11,596,396	11,596,396	11,569,395	27,001	11,699,175
Asistenta sociala pentru familie si copii	680206		1,577,000	2,110,000	2,110,000	2,110,000	2,007,503	102,497	2,026,163
Crese	680211		1,500,000	1,934,500	1,934,500	1,934,500	1,883,699	50,801	1,956,199
Prevenirea excluderii sociale (cod 68.02.15.01+68.02.15.02)	680215		1,301,000	1,528,000	1,522,000	1,522,000	1,427,219	94,781	1,496,141
Ajutor social	68021501		160,000	78,000	78,000	78,000	61,843	16,157	62,240
Cantine de ajutor social	68021502		1,141,000	1,450,000	1,444,000	1,444,000	1,365,376	78,624	1,433,901
Alte cheltuieli în domeniul asigurarilor si asistentei sociale (cod 68.02.50.50)	680250		7,577,000	10,103,500	10,096,542	10,096,542	8,975,847	1,120,695	10,118,966
Alte cheltuieli în domeniul asistentei sociale	68025050		7,577,000	10,103,500	10,096,542	10,096,542	8,975,847	1,120,695	10,118,966
Partea a IV-a SERVICII SI DEZVOLTARE PUBLICA, LOCUINTE, MEDIU SI APE (cod 70.02+74.02)	6902		40,778,000	48,507,000	48,506,952	48,506,952	35,742,989	12,763,963	40,032,530
Locuinte, servicii de dezvoltare publica (cod 70.02.03+70.02.05 la 70.02.07+70.02.50)	7002		25,778,000	27,414,000	27,413,952	27,413,952	20,729,961	6,683,991	22,701,034
Iluminat public si electrificari rurale	700206		5,700,000	7,900,000	7,900,000	7,900,000	5,270,909	2,629,091	6,209,262
Alte servicii in domeniul locuintelor, serviciilor si dezvoltarii comunale	700250		20,078,000	19,514,000	19,513,952	19,513,952	15,459,052	4,054,900	16,491,772
Protectia mediului (cod 74.02.03+74.02.05+74.02.06+74.02.50)	7402		15,000,000	21,093,000	21,093,000	21,093,000	15,013,028	6,079,972	17,331,496
Salubritate si gestiunea deseurilor (cod 74.02.05.01+74.02.05.02)	740205		15,000,000	20,883,000	20,883,000	20,883,000	14,805,585	6,077,415	17,124,053

A	B	1	2	3	4	5	6	7=5-6	8
Salubritate	74020501		15,000,000	20,883,000	20,883,000	20,883,000	14,805,585	6,077,415	17,124,053
Alte servicii în domeniul protecției mediului	740250			210,000	210,000	210,000	207,443	2,557	207,443
Partea a V-a ACTIUNI ECONOMICE (80.02+81.02+83.02+84.02+87.02)	7902		32,730,000	57,631,000	57,630,651	57,630,651	34,313,322	23,317,329	41,440,181
Agricultura, silvicultura, piscicultura si vanatoare (cod 83.02.03)	8302					-349	-349	-349	
Agricultura (cod 83.02.03.03+83.02.03.07+83.02.03.30)	830203					-349	-349	-349	
Alte cheltuieli in domeniul agriculturii	83020330					-349	-349	-349	
Transporturi (cod 84.02.03+84.02.04+84.02.06+84.02.50)	8402		32,730,000	57,631,000	57,631,000	57,631,000	34,313,671	23,317,329	41,440,181
Transport rutier (cod 84.02.03.01 la cod 84.02.03.03)	840203		32,715,000	57,616,000	57,616,000	57,616,000	34,309,609	23,306,391	41,437,473
Transport in comun	84020302		10,266,000	13,466,000	13,466,000	13,466,000	12,745,345	720,655	10,200,698
Strazi	84020303		22,449,000	44,150,000	44,150,000	44,150,000	21,564,264	22,585,736	31,236,775
Alte cheltuieli in domeniul transporturilor	840250		15,000	15,000	15,000	15,000	4,062	10,938	2,708
CHELTUIELILE SECTIUNII DE DEZVOLTARE (cod 50.02+59.02+63.02+70.02+74.02+79.02)	4902	448,992,000	52,030,000	56,270,000	54,003,219	53,969,931	34,491,278	19,478,653	83,426,497
Partea I-a SERVICII PUBLICE GENERALE (cod 51.02+54.02)	5002	1,444,000	1,280,000	1,099,000	1,073,000	1,073,000	679,944	393,056	1,007,878
Autoritati publice si actiuni externe (cod 51.02.01)	5102	1,400,000	1,280,000	1,052,000	1,042,000	1,042,000	649,130	392,870	1,004,944
Autoritati executive si legislative (cod 51.02.01.03)	510201	1,400,000	1,280,000	1,052,000	1,042,000	1,042,000	649,130	392,870	1,004,944
Autoritati executive	51020103	1,400,000	1,280,000	1,052,000	1,042,000	1,042,000	649,130	392,870	1,004,944
Alte servicii publice generale (cod 54.02.05 la 54.02.07+54.02.10+54.02.50)	5402	44,000		47,000	31,000	31,000	30,814	186	2,934
Servicii publice comunitare de evidenta a persoanelor	540210	44,000		47,000	31,000	31,000	30,814	186	2,934
Partea a II-a APARARE, ORDINE PUBLICA SI SIGURANTA NATIONALA (60.02+61.02)	5902	2,067,000	400,000	187,000	144,000	144,000	26,415	117,585	82,776
Ordine publica si siguranta nationala (cod 61.02.03+61.02.05+61.02.50)	6102	2,067,000	400,000	187,000	144,000	144,000	26,415	117,585	82,776
Ordine publica (cod 61.02.03.04)	610203	2,067,000	400,000	187,000	144,000	144,000	26,415	117,585	80,140
Politie locala	61020304	2,067,000	400,000	187,000	144,000	144,000	26,415	117,585	80,140
Protectie civila si protectia contra incendiilor (protectie civila nonmilitara)	610205								2,636
Partea a III-a CHELTUIELI SOCIAL-CULTURALE (cod 65.02+66.02+67.02+68.02)	6302	51,127,000	9,085,000	22,590,000	20,942,463	20,909,175	14,075,933	6,833,242	7,447,716
Invatamant (cod 65.02.03 la 65.02.05+65.02.07+65.02.11+65.02.50)	6502	40,722,000	3,203,000	12,789,000	12,370,336	12,337,048	10,560,188	1,776,860	4,758,114
Invatamant prescolar si primar (cod 65.02.03.01+65.02.03.02)	650203	8,848,000	271,000	1,073,200	1,032,095	1,032,095	306,420	725,675	133,670



A	B	1	2	3	4	5	6	7=5-6	8
Invatamant prescolar	65020301	8,848,000	271,000	1,073,200	1,032,095	1,032,095	306,420	725,675	133,670
Invatamant secundar (cod 65.02.04.01 la 65.02.04.03)	650204	31,824,000	2,895,000	11,678,800	11,301,241	11,267,953	10,218,155	1,049,798	4,624,444
Invatamant secundar inferior	65020401	2,844,000	477,000	874,600	846,241	812,953	791,342	21,611	952,901
Invatamant secundar superior	65020402	28,980,000	2,418,000	10,804,200	10,455,000	10,455,000	9,426,813	1,028,187	3,671,543
Alte cheltuieli in domeniul invatamantului	650250	50,000	37,000	37,000	37,000	37,000	35,613	1,387	
Sanatate (cod 66.02.06+66.02.08+66.02.50)	6602	3,686,000	500,000	560,000	560,000	560,000	170,000	390,000	170,000
Servicii medicale in unitati sanitare cu paturi (cod 66.02.06.01+66.02.06.03)	660206	3,686,000	500,000	560,000	560,000	560,000	170,000	390,000	170,000
Spitale generale	66020601	3,686,000	500,000	560,000	560,000	560,000	170,000	390,000	170,000
Cultura, recreere si religie (cod 67.02.03+67.02.05+67.02.06+67.02.50)	6702	1,500,000		30,000					7,859
Servicii culturale (cod 67.02.03.02 la 67.02.03.08+67.02.03.12+67.02.03.30)	670203			10,000					
Institutii publice de spectacole si concerte	67020304			10,000					
Servicii recreative si sportive (cod 67.02.05.01 la 67.02.05.03)	670205	1,500,000		20,000					7,216
Intretinere gradini publice, parcuri, zone verzi, baze sportive si de agrement	67020503	1,500,000		20,000					7,216
Alte servicii in domeniile culturii, recreerii si religiei	670250								643
Asigurari si asistenta sociala (cod 68.02.04 la 68.02.06+68.02.10+68.02.11+68.02.12+68.02.15+68.02.50)	6802	5,219,000	5,382,000	9,211,000	8,012,127	8,012,127	3,345,745	4,666,382	2,511,743
Crese	680211		1,171,000	4,481,000	4,481,000	4,481,000	2,580,351	1,900,649	
Alte cheltuieli in domeniul asigurarilor si asistentei sociale (cod 68.02.50.50)	680250	5,219,000	4,211,000	4,730,000	3,531,127	3,531,127	765,394	2,765,733	2,511,743
Alte cheltuieli in domeniul asistentei sociale	68025050	5,219,000	4,211,000	4,730,000	3,531,127	3,531,127	765,394	2,765,733	2,511,743
Partea a IV-a SERVICII SI DEZVOLTARE PUBLICA, LOCUINTE, MEDIU SI APE (cod 70.02+74.02)	6902	147,293,000	31,087,000	22,696,000	22,170,215	22,170,215	13,576,954	8,593,261	25,917,901
Locuinte, servicii si dezvoltare publica (cod 70.02.03+70.02.05 la 70.02.07+70.02.50)	7002	146,343,000	30,357,000	21,964,000	21,440,215	21,440,215	13,059,747	8,380,468	25,769,563
Locuinte (cod 70.02.03.01+70.02.03.30)	700203	29,901,000	8,249,000	3,221,000	3,220,000	3,220,000	1,631,539	1,588,461	
Dezvoltarea sistemului de locuinte	70020301	29,901,000	8,249,000	3,221,000	3,220,000	3,220,000	1,631,539	1,588,461	
Alimentari cu apa si amenajari hidrotehnice (cod 70.02.05.01+70.02.05.02)	700205	6,000,000	2,957,000	2,957,000	2,957,000	2,957,000	1,124,589	1,832,411	1,801,288
Alimentare cu apa	70020501	6,000,000	2,957,000	2,957,000	2,957,000	2,957,000	1,124,589	1,832,411	1,801,288
Iluminat public si electrificari rurale	700206	1,318,000	621,000	601,000	530,000	530,000	528,043	1,957	766,798

A	B	1	2	3	4	5	6	7=5-6	8
Alte servicii in domeniul locuintelor, serviciilor si dezvoltarii comunale	700250	109,124,000	18,530,000	15,185,000	14,733,215	14,733,215	9,775,576	4,957,639	23,201,477
Protectia mediului (cod 74.02.03+74.02.05+74.02.06+74.02.50)	7402	950,000	730,000	732,000	730,000	730,000	517,207	212,793	148,338
Salubritate si gestiunea deseurilor (cod 74.02.05.01+74.02.05.02)	740205	950,000	730,000	732,000	730,000	730,000	517,207	212,793	148,338
Salubritate	74020501	200,000	80,000	80,000	80,000	80,000	36,409	43,591	
Colectarea, tratarea si distrugerea deseurilor	74020502	750,000	650,000	652,000	650,000	650,000	480,798	169,202	148,338
Partea aV-a ACTIUNI ECONOMICE (80.02+81.02+83.02+84.02+87.02)	7902	247,061,000	10,178,000	9,698,000	9,673,541	9,673,541	6,132,032	3,541,509	48,970,226
Agricultura, silvicultura, piscicultura si vanatoare (cod 83.02.03)	8302	521,000	475,000	640,000	640,000	640,000	482,174	157,826	1,801,769
Agricultura (cod 83.02.03.03+83.02.03.07+83.02.03.30)	830203	521,000	475,000	640,000	640,000	640,000	482,174	157,826	1,801,769
Protectia plantelor si carantina fitosanitara	83020303	21,000	112,000	112,000	112,000	112,000	52,872	59,128	243,138
Alte cheltuieli in domeniul agriculturii	83020330	500,000	363,000	528,000	528,000	528,000	429,302	98,698	1,558,631
Transporturi (cod 84.02.03+84.02.06+84.02.50)	8402	246,540,000	9,703,000	9,058,000	9,033,541	9,033,541	5,649,858	3,383,683	47,168,457
Transport rutier (cod 84.02.03.01 la 84.02.03.03)	840203	245,395,000	9,083,000	8,663,000	8,639,000	8,639,000	5,288,967	3,350,033	46,750,731
Drumuri si poduri	84020301	10,961,000	1,108,000	718,000	718,000	718,000	470,661	247,339	1,162,938
Transport in comun	84020302	1,768,000	591,000	1,571,000	1,569,000	1,569,000	747,048	821,952	17,036,318
Strazi	84020303	232,666,000	7,384,000	6,374,000	6,352,000	6,352,000	4,071,258	2,280,742	28,551,475
Alte cheltuieli in domeniul transporturilor	840250	1,145,000	620,000	395,000	394,541	394,541	360,891	33,650	417,726

Nota: Se detaliaza pe structura clasificatiei economice (Anexa 7)

Conducatorul institutiei

CATALIN CHERECHES

Conducatorul compartimentului

financiar-contabil

CARMEN POP

